

سُبْحَانَكَ اللَّهُمَّ رَبِّ السَّمَاوَاتِ السَّبْعِ وَرَبُّ الْعَرْشِ الْمَجِيدِ



Goat Health and Care

جمعية رعاية الاغنام

د/مصطفى فايز

استاذ الادوية والعلاج

كلية الطب البيطري

جامعة قناة السويس



• الأمان الحيوي في مزرعة الأغنام

• التعرف على الحالة الصحية للغنم والماعز

Biosecurity

Security from transmission of infectious diseases, parasites, and pests

- Buy from reputable breeders.
- Know the health status of the animals you are purchasing.
- Maintain a closed herd.
- Limit showing/ exhibiting.
- Isolate new animals for at least 30 days.



Biosecurity

Reduce transmission of infectious diseases, parasites, and pests

**BIO SECURE
AREA**

**PLEASE DO NOT ENTER
WITHOUT PERMISSION**




- Don't loan or share or bucks.*
- Don't breed does for other producers.*
- Do not mix your animals with other people's animals.*
- Don't share equipment unless it is disinfected after each use.
- Limit access to your farm/animals.
- Control cat, dog, bird, and rodent populations.

*Unless the other farm/animals have equal health status.











Health problems of goats

- Udder disorders
- Caprine Arthritis Encephalitis
- Caseous Lymphadenitis
- Floppy Kid Syndrome
- Johne's Disease



How do I know if I have a problem with worms?

- Do you see animals with clinical signs consistent with worms?
 - Diarrhea?
 - Weight loss?
 - Exercise intolerance?
 - Pale mucus membranes?
 - Peripheral edema (bottle jaw)?
 - Poor rate of gain?
- What is your death loss in the herd?
 - Do you know why animals die?





Stomach worms

- Primary
Haemonchus contortis
(barber pole worm)
- Secondary
Ostertagia
Trichostrongylus sp.
Nematodirus



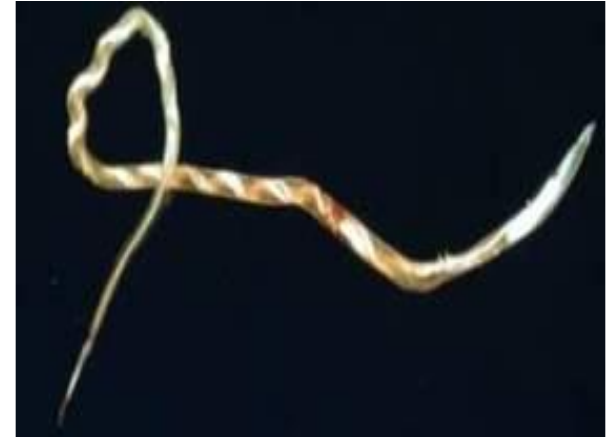
Bottle jaw

Pale mucous membranes

Gastro-intestinal parasites

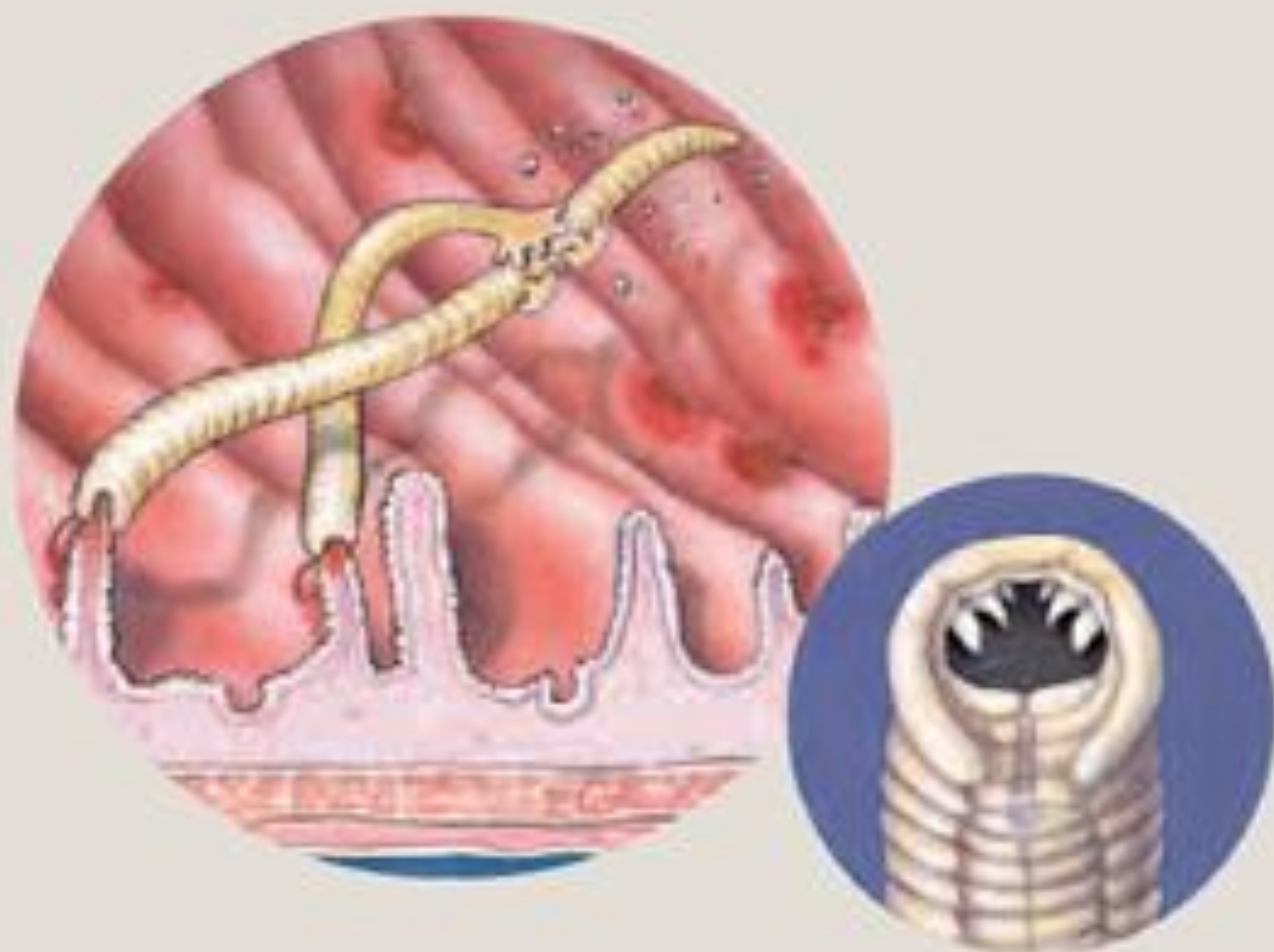
#1 health problem affecting small ruminants

- ✓ Round worms
 - ✓ Barber pole worm
 - *Ostertagia*
 - *Trichostrongyles*
- Lungworms
- Tapeworms
- Liver flukes
- Meningeal (deer) worm
- ✓ Coccidia





ANCYLOSTOMA CANINUM



Worms use their sharp teeth to bite and chew the pet's stomach and intestines. The biting causes blood loss, weakness and sores in stomach and intestine. Severe blood loss may be fatal, especially in young animals.

FAMILY TAENIIDAE



mm

TRICHURIS VULPIS





Parasites of Concern



Fasciola hepatica (Common Liver Fluke)

- Live in the bile ducts of the liver, and gallbladder
- Animals experience anemia and decreased growth
- Usually results in condemnation of the liver at slaughter

Fasciola hepatica



(by P.W. Pappas and S.M. Wardrop)

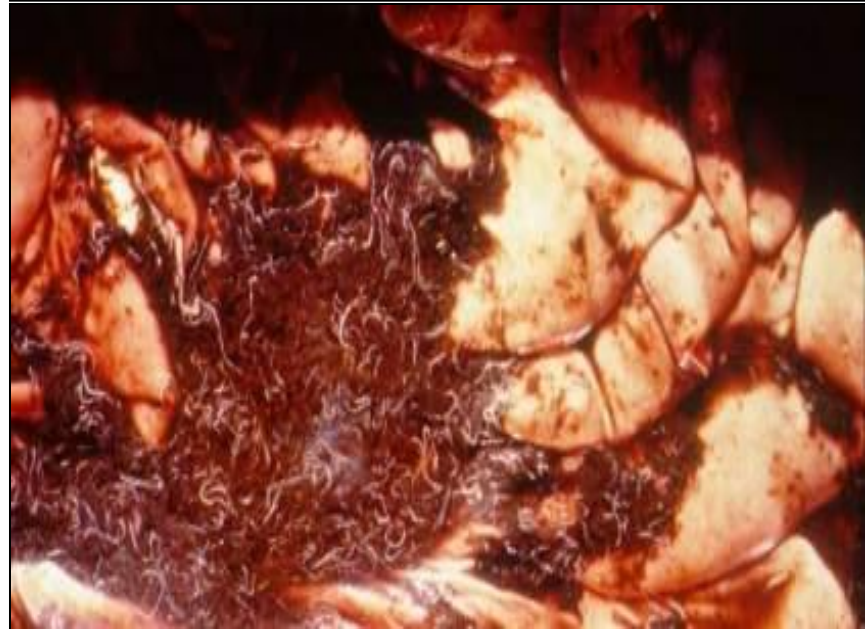
Internal Parasites

1 health problem affecting sheep and goats in warm, moist climates.


- ✓ Stomach/round worms

 - barber pole worm

- Tapeworms
- Lungworms
- Liver Flukes
- Meningeal worm
- ✓ Coccidiosis







Haemonchus contortus





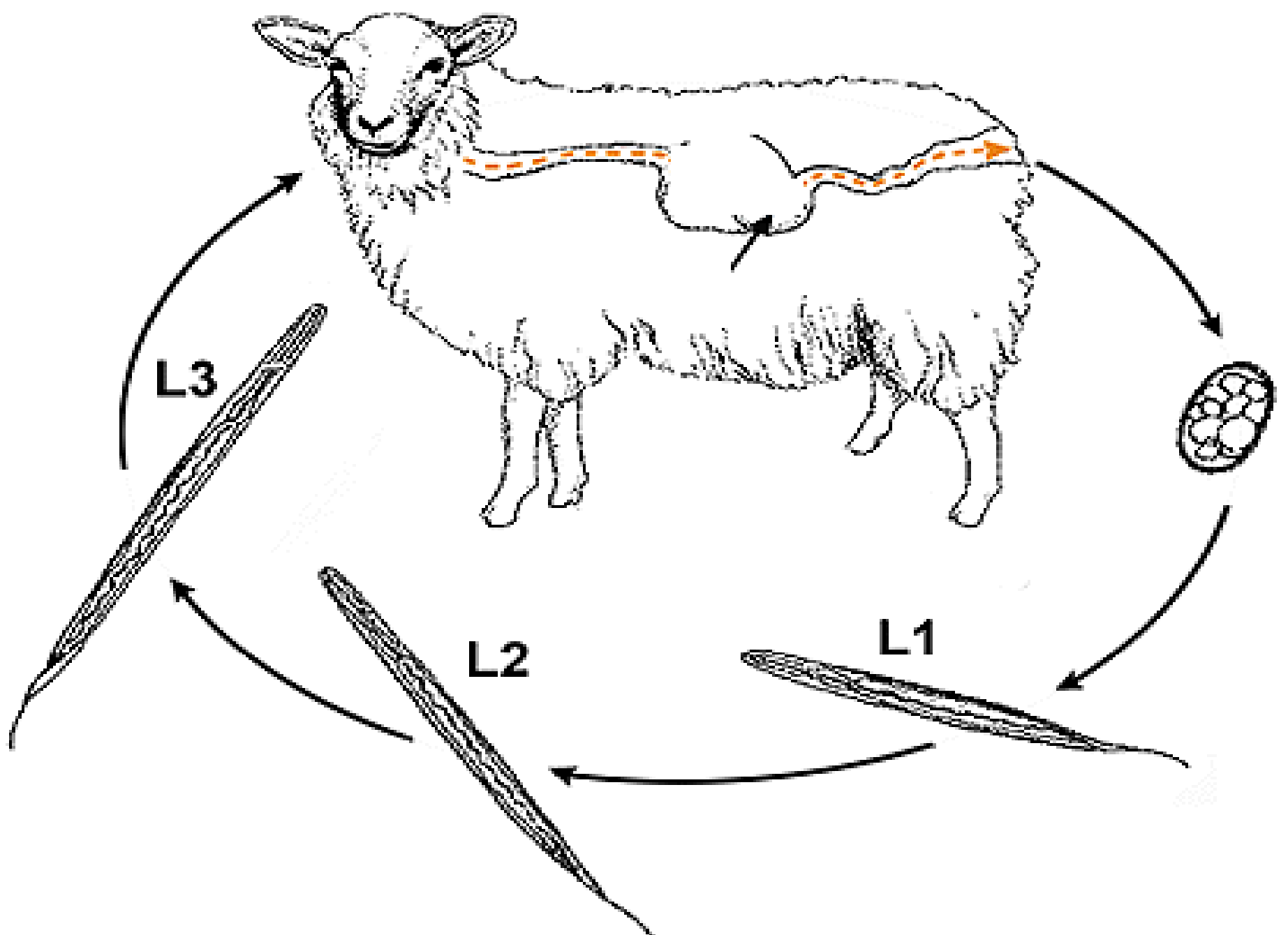


4
DANGEROUS - DOSE!

5
FATAL - DOSE!!









- L3 larvae caught in a dew droplet on a stem of grass





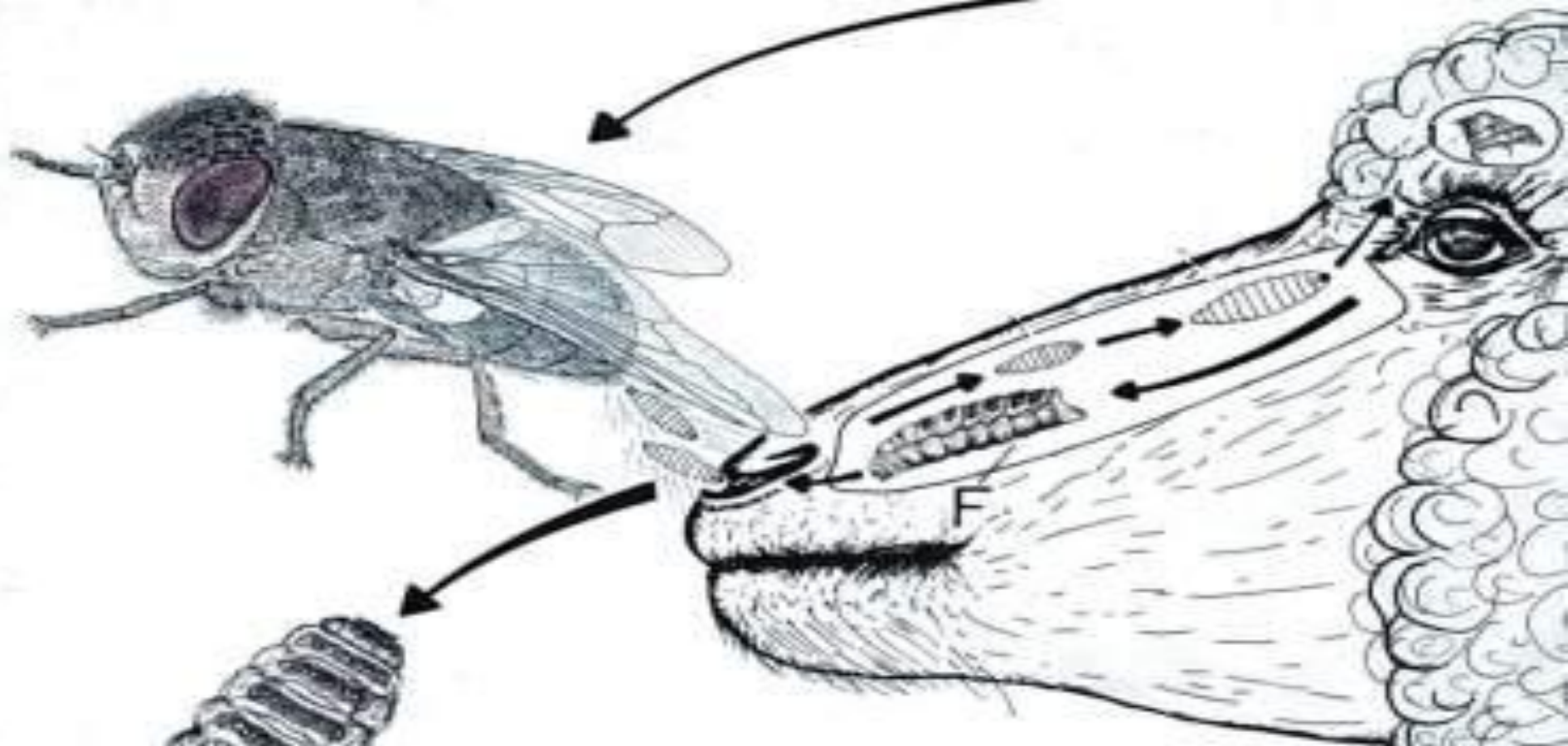




Flystrike

Myiasis





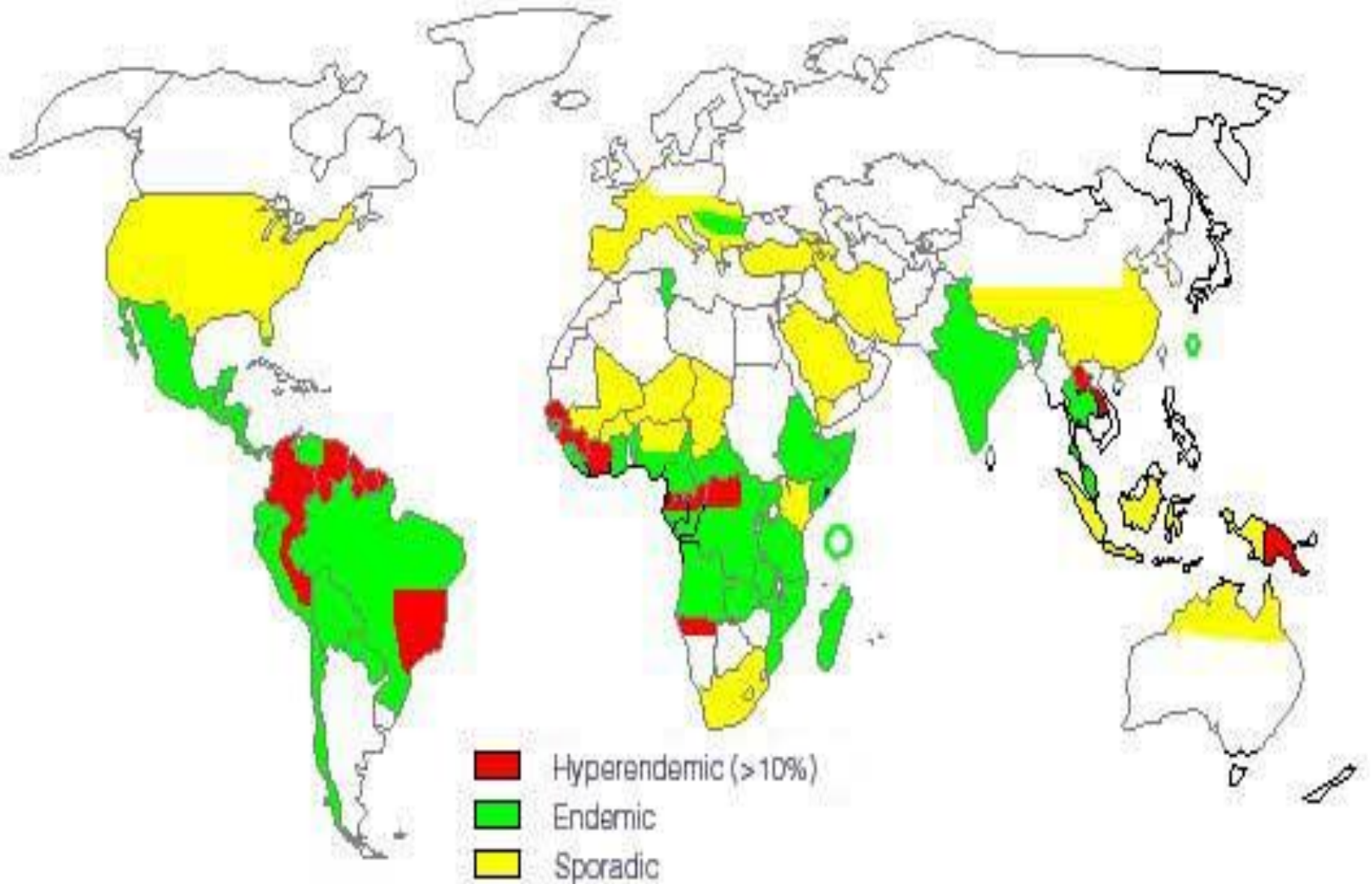
White Muscle Disease

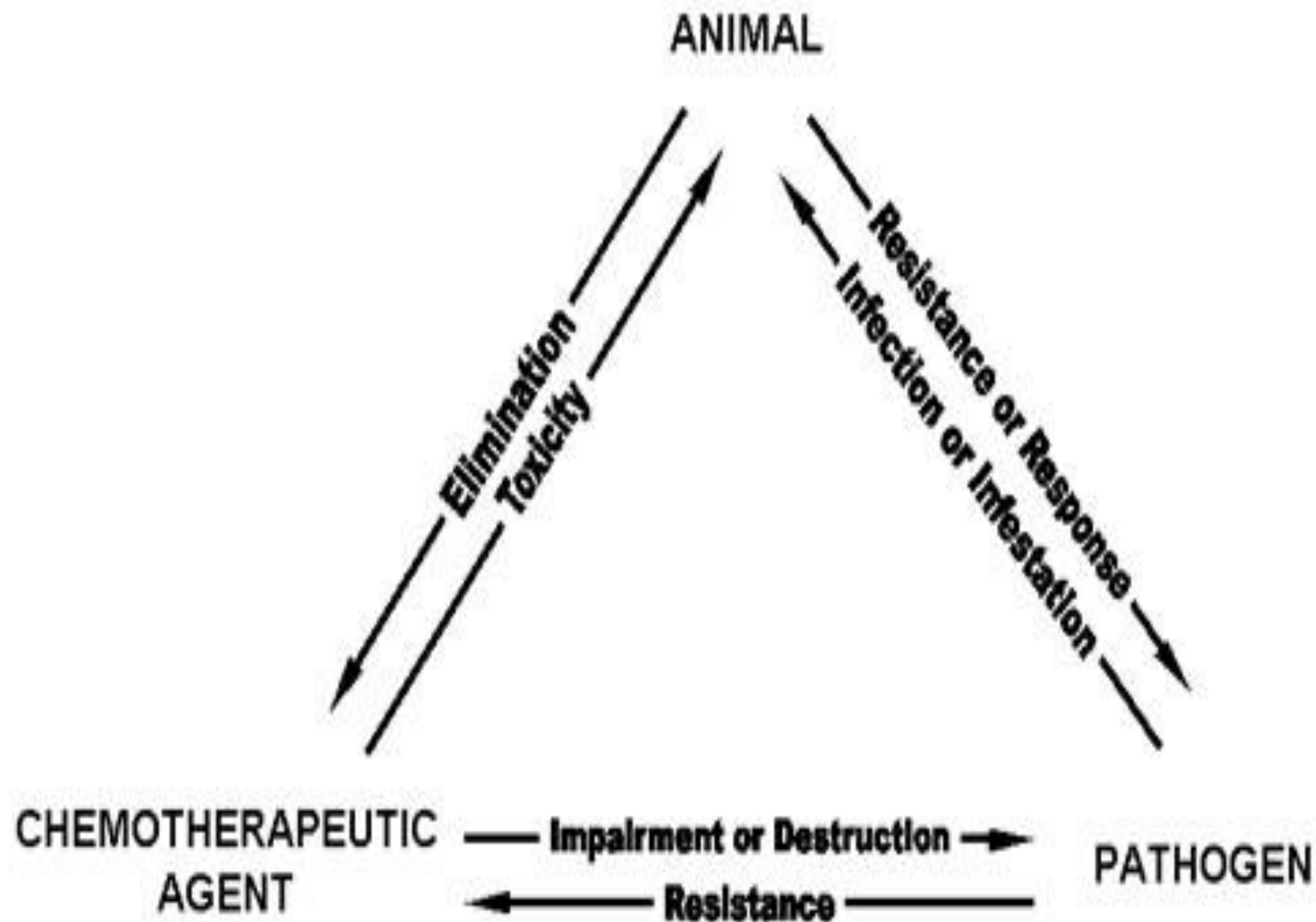


Image # 4

Dragging of hind legs, often an indicator

Epidemiology







4
DANGEROUS -
DOSE!

5
FATAL -
DOSE!!





Risk Factors for Parasites

- 1. Warm weather
- 2. Two inches of rain in a month
- 3. Grazing pastures short
- 4. High stocking rates
- 5. Thin animals
- 6. Animals in lactation
- 7. Long residence on a pasture

Our Weaknesses is Poor Management

Poor nutrition:

- Can't fight parasite infestation without any energy

We haven't been culling

- Get rid of the goats that harbor worms
- Some are genetically more prone to infestations

We haven't been smart dewormers

- Manage correctly to decrease deworming

Deworming Parasite Control Program

- Good management
- Pasture rest/rotation
- Alternative forages
- Zero grazing
- Mixed species grazing
- Genetic selection
 - between and within breeds
- Fecal egg counts
 - Monitor pasture contamination
 - Test for drug resistance
- ✓ Selective deworming



~~Deworming program~~

Integrated Parasite Management (IPM)

- Do not overstock pastures and pens.
- Don't overgraze.
- Rest pastures sufficiently.
- Enable browsing.
- Practice selective deworming, not prophylactic deworming.
- Administer drugs properly.
- Determine which drugs work on your farm.
- Select goats which are more resistant to internal parasites.
- Practice good sanitation.
- Use coccidiostats.





Questions, comments